



Unique 'Barcelona' Curve
1260mm Pull Bar

Inox stainless steel pull bars combine stylish design with long-lasting finishes and proven strength. They have been corrosion resistance tested to over 1000 hours and is the only pull bar range on the market to include a duo finish.



RegaLead Limited
 Columbus House | Altrincham Road | Sharston | Manchester M22 9AF
 Telephone 0161 946 1164 | Fax 0161 946 1033 | Email sales@regalead.co.uk
www.doorglass.co



INOX HARDWARE
 STAINLESS STEEL PULL BAR RANGE

INOX STAINLESS STEEL PULL BAR RANGE

The Inox pull bar handle range is manufactured from stainless steel and is available as standard in 304 grade and 316 marine grade by special order - perfect for coastal regions and areas of high pollution.

The range includes both in-line and offset bars in a choice of three finishes - brushed stainless steel as well as two duo finishes in stainless and gold which combine polished and brushed effects. The bars are available in eight lengths to suit a range of door styles.

The range includes special shapes such as a D, V and the unique 'Barcelona' curve which is designed to work with our popular Inox glazing system.

A choice of three fixing options are available - Back-to-Back, Through or Concealed fixings.

The Inox stainless steel range has been independently tested to the latest British Standards at Exova including BS EN 1670:2007 Grade 5 achieving 480 hours salt spray for proven weather resistance. The range has also been tested to beyond the salt spray standard requirement, achieving 1000 hours.

The range is supplied with a 25 year surface finish guarantee.* Suitable for PVCu, Composite, Aluminium and Timber doors



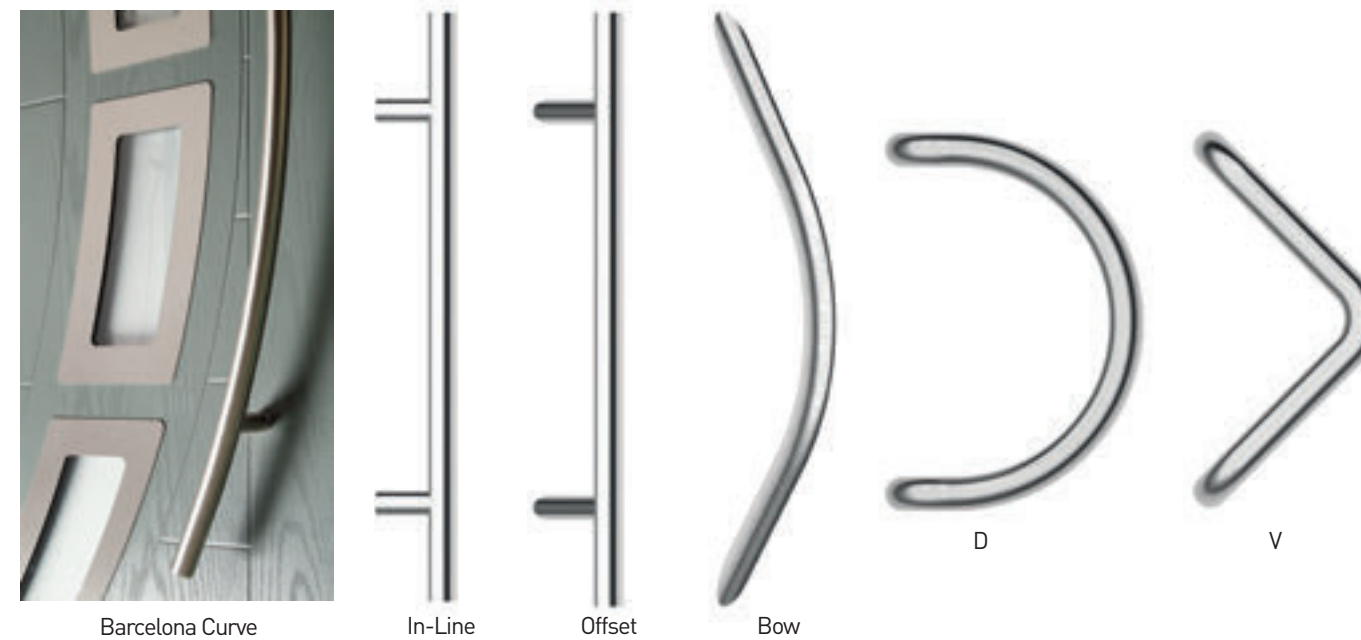
Standard Specification

Grade 304: Contains 18% chromium and 8% nickel for ease of fabrication and cleaning purposes. It is the most versatile and most widely used stainless steel.

Grade 316: Contains 16% Chromium, 10% Nickel and 2% Molybdenum. The Molybdenum gives the steel better overall corrosion resistant properties than Grade 304, particularly higher resistance to pitting and crevice corrosion in chloride environments.


Extended lead times and minimum order levels apply.

STYLES SIX OF THE BEST




DUO FINISH A CLOSER LOOK


KNOBS



Brushed Stainless



Duo Stainless





Duo PVD Gold

DUO FINISH OPTION

Polished stainless steel ends combined with a brushed stainless steel centre, a clever design which looks stylish and conceals finger-prints.

CHOICE OF FINISHES





1000 HOURS CORROSION RESISTANCE

Independently tested beyond British Standard requirements to 1000 hours.

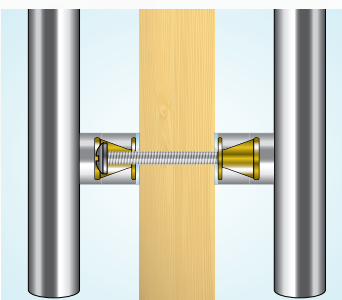
QUALITY GUARANTEED

A long lasting finish, guaranteed for 25 years.

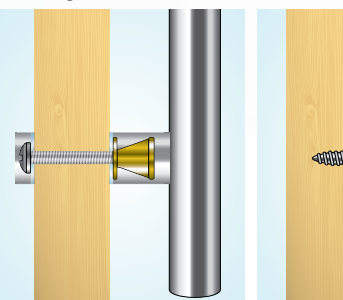


3 FIXING OPTIONS


Back to Back



Through



Concealed



AVAILABILITY ORDER CODES

Bar Style	Length	Stainless Steel Grade	Fixing Points	Brushed Stainless	Duo Stainless	Duo PVD Gold
Offset Bar	400mm	304	2	SHP400B-OFF	-	-
Offset Bar	600mm	304	2	SHP600B-OFF	SHP600DSB - OFF	SHP600DG-OFF
Offset Bar	800mm	304	2	SHP800B-OFF	-	-
Offset Bar	1000mm	304	2	SHP1000B-OFF	SHP1000DSB - OFF	SHP1000DG-OFF
Offset Bar	1200mm	304	2	SHP1200B-OFF	SHP1200DSB - OFF	SHP1200DG-OFF
Offset Bar	1400mm	304	3	SHP1400B-OFF	-	-
Offset Bar	1600mm	304	3	SHP1600B-OFF	-	-
Offset Bar	1800mm	304	3	SHP1800B-OFF	-	-
In-line Bar	400mm	304	2	SHP400B-IN	-	-
In-line Bar	600mm	304	2	SHP600B-IN	-	-
In-line Bar	800mm	304	2	SHP800B-IN	SHP800DSB - IN	SHP800DG-IN
In-line Bar	1000mm	304	2	SHP1000B-IN	SHP1000DSB - IN	SHP1000DG-IN
In-line Bar	1200mm	304	2	SHP1200B-IN	-	-
In-line Bar	1400mm	304	3	SHP1400B-IN	-	-
In-line Bar	1600mm	304	3	SHP1600B-IN	-	-
In-line Bar	1800mm	304	3	SHP1800B-IN	SHP1800DSB - IN	SHP1800DG - IN
Barcelona Bar	1260mm	304	2	SHP1260B-BAR	-	-
D-Shape	332mm	304	2	SHP332B-D	-	-
V-Shape	332mm	304	2	SHP332B-V	-	-
Bow	585mm	304	2	SHP585B-BOW	-	-
Knob	70mm Dia	316	1	SHP70B-KNOB	SHP70DSB-KNOB	SHP70DG-KNOB

Fixing Kit**	Application	Universal	Brushed Stainless	Polished Stainless	PVD Gold Stainless
Through-Fix	30mm Diameter	-	SHPFIXB30	SHPFIXP30	SHPFIXG30
Through-Fix	25mm Diameter	-	SHPFIXB25	SHPFIXP25	SHPFIXG25
Back-to-Back	Universal	SHPFIXBK	-	-	-
Concealed Fix	Universal	SHPFIXC	-	-	-

* Subject to our cleaning and coastal/chloride environmental guidelines being followed **Sold separately